

H.ELE.

Specifications for Approval



CUSTOMER	聯發科技
PRODUCT TYPE	Quartz Crystal HSX221SR
NOMINAL FREQUENCY	26.000000MHz
H.ELE. SAMPLE O/N	EOS-H70373-1
H.ELE. P/N	X2R026000BZ1HAZ-DHPZ
RELEASE DATE	2017/08/11
VERSION	04
MSL	Level 01
GREEN PRODUCT	<input checked="" type="checkbox"/> Pb free <input checked="" type="checkbox"/> RoHS Compliant <input checked="" type="checkbox"/> HF-Halogen free <input checked="" type="checkbox"/> REACH Compliant
CUSTOMER P/N	
APPLICATION & MODEL	MT6739
APPROVED BY CUSTOMER	

(DATE)

Harmony Electronics Corp.			
<u>F. S. TSAI</u> (APPROVE)	<u>Y. W. LEE</u> (CHECK)	<u>U. F. CHEN</u> (PREPARE)	Country of Origin: Taiwan Factory Thailand Factory China Factory

HARMONY ELECTRONICS CORPRATION

KAOHSIUNG

TAIPEI

THAILAND

SHENZHEN

SUZHOU

TEL: 886-2-26588883

Email: contactus@hele.com.tw



REV. No.	DATE	REASON	REVISE CONTENTS																		
0	2017/08/01	New																			
1	2017/08/02		1-24. -10 to 60°C → 1-24. Freq.slope error(-10 to 60°C) 1-25. -30 to 85°C → 1-24. Freq.slope error(-30 to 85°C) 1-26. -40 to -30°C → 1-24. Freq.slope error(-40 to -30°C) Add 1-25. Full Cycle Temperature Hysteresis Add 1-26. Small Cycle Temperature Hysteresis 1-27. Frequency Stability Slope 1 → Full Cycle Frequency stability slope 1-28. Frequency Stability Slope 2 → 5°C Small Cycle Frequency stability slope 1-29. Frequency Hysteresis → 5°C Small Cycle Frequency stability slope																		
2	2017/08/03		3. MARKING → Add PIN1 Marked 4. INSIDE STRUCTURE → Add PIN1 Marked 5. HANDLING SUGGESTION: <table border="1" style="display: inline-table; margin-right: 20px;"> <tr><td>(1) Preheat</td><td>160~180deg.C</td><td>120 sec.</td></tr> <tr><td>(2) Primary heat</td><td>>=220 deg.C</td><td>60~120 sec.</td></tr> <tr><td>(3) Peak</td><td>260 deg.C</td><td>10 sec. Max.</td></tr> </table> → <table border="1" style="display: inline-table;"> <tr><td>(1) Preheat</td><td>150~180deg.C</td><td>120 sec.</td></tr> <tr><td>(2) Primary heat</td><td>230deg.C min.</td><td>60 sec.</td></tr> <tr><td>(3) Peak</td><td>265deg.C max</td><td>10 sec. Max.</td></tr> </table> Manual Solder iron (Example): Bit temp.: 350°C max., Time: 3sec max. , Each terminal only should be soldered once. → Use a 400°C soldering iron in contact with terminal electrode for four seconds. Repeat Twice.	(1) Preheat	160~180deg.C	120 sec.	(2) Primary heat	>=220 deg.C	60~120 sec.	(3) Peak	260 deg.C	10 sec. Max.	(1) Preheat	150~180deg.C	120 sec.	(2) Primary heat	230deg.C min.	60 sec.	(3) Peak	265deg.C max	10 sec. Max.
(1) Preheat	160~180deg.C	120 sec.																			
(2) Primary heat	>=220 deg.C	60~120 sec.																			
(3) Peak	260 deg.C	10 sec. Max.																			
(1) Preheat	150~180deg.C	120 sec.																			
(2) Primary heat	230deg.C min.	60 sec.																			
(3) Peak	265deg.C max	10 sec. Max.																			
			9-1 Resistance of Soldering Heat: Change chart APPLICATION & MODEL: add MT6739																		
3	2017/08/10		1-20 Notes : After two reflows → After two reflows (0.5hr freq. drift subtract 168hr freq. drift) 1-29 Delete																		
4	2017/08/11		1-24 Delete 1-25 Full Cycle Temperature Hysteresis: 0.5ppm Max. → ±0.5ppm Notes : Ta=-30°C to 85°C for each 1deg.c.(Temp. rate: ~1.0°C/min) → Temp. range:-30°C to 85°C for each 1deg.c. Temp. rate: ~1.0°C/min Test flow: 25°C(1)->-30°C->85°C->25°C(2) (25°C(1) freq. drift subtract 25°C(2) freq. drift)																		
			1-26 Small Cycle Temperature Hysteresis: 0.05ppm Max. → ±0.05ppm Notes : Temp.range:-30°C to 85°C for each 0.5deg.c. → Temp. range:-30°C to 85°C for each 0.5deg.c. Temp. rate: ~1.0°C/min Test flow: any 5°C cycle (ex.25°C(1)->-30°C->25°C(2), 25°C(1) freq. drift subtract 25°C(2) freq. drift)																		

HARMONY ELECTRONICS CORPORATION

KAOSIUNG

TAIPEI

THAILAND

SHENZHEN

SUZHOU

TEL: 886-2-26588883

Email: contactus@hele.com.tw



Contents

ITEM	PAGE
1. QUARTZ CRYSTAL UNIT SPECIFICATION	1-2
2. DIMENSIONS	3
3. MARKING	3
4. INSIDE STRUCTURE	4
5. HANDLING SUGGESTIONS	4-5
6. EMBOSS CARRIER TAPE&REEL	5-6
7. PACKAGE	6-7
8. MECHANICAL PERFORMANCE	7-8
9. ENVIRONMENTAL PERFORMANCE	8
10. APPENDIX	

HARMONY ELECTRONICS CORPRATION

KAOHSIUNG

TAIPEI

THAILAND

SHENZHEN

SUZHOU

TEL: 886-2-26588883

Email: contactus@hele.com.tw



1. QUARZ CRYSTAL UNIT SPECIFICATION

Items	Electrical Spec.			Unit	Notes	
	Min	Type	Max			
1. Frequency (FL)	26.000000			MHz		
2. Mode of oscillation:	Fundamental					
3. Frequency tolerance	-10		+10	ppm	at 25°C±3°C	
4. Equivalent resistance (RR)			50	Ω	SERIES	
5. Storage temperature range	-40		+105	°C		
6. Operable temperature range	-30		+105	°C		
7. Temperature stability	-12		+10	ppm	-30°C ~ +85°C	
8. Loading capacitance (CL)		7.0		pF		
9. Drive level (DL)	10	50	100	μW		
10. Shunt Capacitance (C0)			2.0	pF		
11. Insulation resistance	500			MΩ	at DC 100V	
12. Aging:	-0.7		+0.7	ppm/Year	25°C±2°C	
	-1.4		+1.4	ppm/2Years		
	-2.5		+2.5	ppm/5Years		
	-5		+5	ppm/10Years		
13. Pulling Sensitivity	-10%	15.0	+10%	ppm/pF		
14. DLD2			2.5	Ω	10nW ~ 100uW, step ratio is $\sqrt{10}$	
15. FDL D			3.5	ppm		
16. DLDH2			1.5	Ω		
17. FDL DH			0.7	ppm		
18. SPUR	500			Ω	±500KHz	
19.Q	75000					
20. Frequency Drift After Reflow	-2		+2	ppm	After two reflows (0.5hr freq. drift subtract 168hr freq. drift)	
21. Inflection Point	29	30.5	32	°C	T=T0-C2/3C3	
22. Room temp(T0)		30.5		°C		
23. S curve 3 order curve fitting coefficient (@25°C)	C1	-0.4	-0.25	-0.1	ppm/°C	Ta=-40°C to 85°C per 1deg.c
	C2	-4.5	0	4.5	e ⁴ -ppm/°C ²	
	C3	8.7	9.85	11	e ⁵ -ppm/°C ³	

HARMONY ELECTRONICS CORPORATION

KAOSIUNG

TAIPEI

THAILAND

SHENZHEN

SUZHOU

TEL: 886-2-26588883

Email: contactus@hele.com.tw



25. Full Cycle Temperature Hysteresis		-0.5		0.5	ppm	Temp. range:-30°C to 85°C for each 1deg.c. Temp. rate: ~1.0°C/min Test flow: 25°C(1)->-30°C->85°C->25°C(2) (25°C(1) freq. drift subtract 25°C(2) freq. drift)
26. Small Cycle Temperature Hysteresis		-0.05		0.05	ppm	Temp. range:-30°C to 85°C for each 0.5deg.c. Temp. rate: ~1.0°C/min Test flow: any 5°C cycle (ex.25°C(1)->-30°C->25°C(2), 25°C(1) freq. drift subtract 25°C(2) freq. drift)
27. Full Cycle Frequency stability slope		-50		50	ppb/deg.C	Ta=-30°C to 85°C for each 1deg.c.(Temp. rate: ~1.0°C/min) (difference from fifth-order curve fit)
28. 5°C Small Cycle Frequency stability slope		-50		50	ppb/deg.C	Ta=-30°C to 85°C for each 0.5deg.c.(Temp. rate: ~1.0°C/min)(difference from fifth-order curve fit)
30. Thermistor	Resistance		100		kΩ	TA=+25°C
	B-constant		4250		K	+25°C - +50°C
	Tolerance	-1		1	%	
31. Circuit:		Measured in HP/E5100A,S&A 250B				

HARMONY ELECTRONICS CORPRATION

KAOHSIUNG

TAIPEI

THAILAND

SHENZHEN

SUZHOU


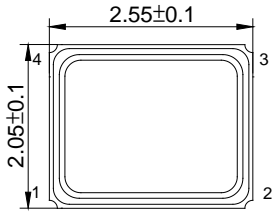
TEL: 886-2-26588883

Email: contactus@hele.com.tw

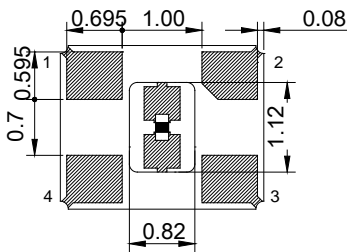


2. DIMENSION

TOP VIEW

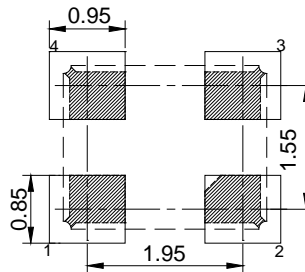


BOTTOM VIEW



Tolerance: ± 0.1
Unit: mm

TOP VIEW
Land Pattern Layout

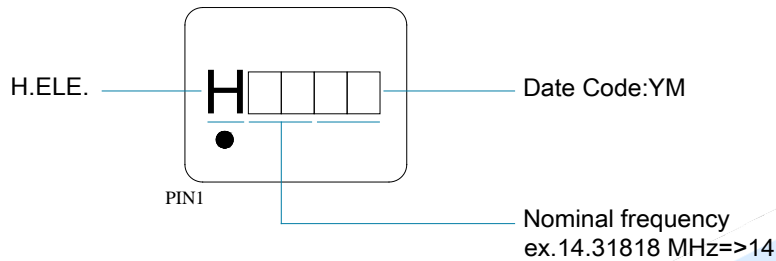


Pin Connections	
#1	Crystal
#2	GND/Lid
#3	Crystal
#4	Thermistor

#2 GND(connection Cover)

* Note: The Index mark was defined by the BASE suppliers.

3. MARKING



Note:

1. Laser marking.
2. Date Code:

Y=Year	2010	2011	2012	2013	2014	2015	2016	2017	2018	2019
	2020	2021	2022	2023	2024	2025	2026	2027	2028	2029
Code	0	1	2	3	4	5	6	7	8	9

M=Month	Jan.	Feb.	Mar.	Apr.	May.	Jun.	Jul.	Aug.	Sep.	Oct.	Nov.	Dec.
Code	A	B	C	D	E	F	G	H	J	K	L	M

HARMONY ELECTRONICS CORPRATION

KAOSIUNG

TAIPEI

THAILAND

SHENZHEN

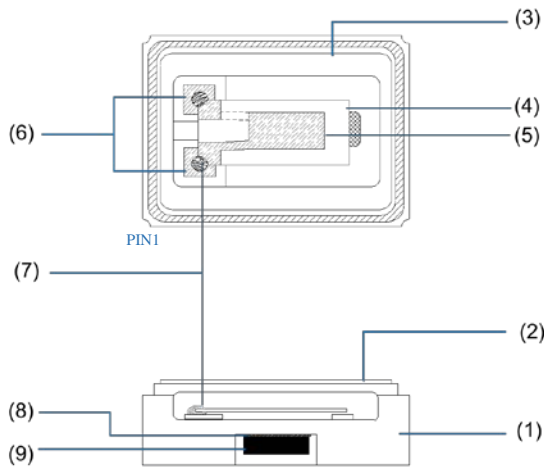
SUZHOU

TEL: 886-2-26588883

Email: contactus@hele.com.tw



4. INSIDE STRUCTURE



Reference drawing

No.	Component	Material	Note
(1)	Base-Ceramic	Ceramic	Al ₂ O ₃
(2)	Lid	Metal	Fe- Ni -Co
(3)	Kovar	Metal	Fe- Ni -Co
(4)	Crystal Blank	Quartz	SiO ₂ Rectangular At-Cut
(5)	Electrode	Metal	-
(6)	PAD	Metal	W Ni Plating Au Plating
(7)	Connective Adhesive	Silver Powder	Ag
(8)	Eco Solder Paste	Composite	Sn, Ag, Cu
(9)	Thermistor	Ceramic	Ceramic Cu- Ni- Sn

※The use prohibition chemistry substance of Table 1 of DHE-0204-1 (HE-QA-24) is not included in this item.

5. HANDLING SUGGESTION

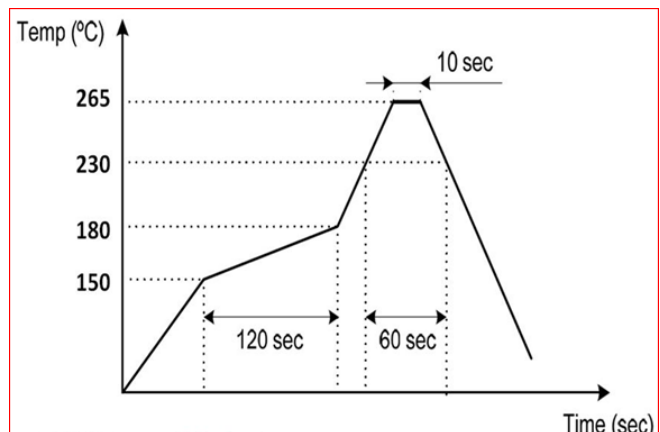
■ Reflow Conditions

Please stay with our proposed reflow conditions and do soldering within 2 times.

(1)	Preheat	150~180deg.C	120 sec.
(2)	Primary heat	230deg.C min.	60 sec.
(3)	Peak	265deg.C max.	10 sec. Max.

■ Manual Solder iron (Example)

Use a 400°C soldering iron in contact with terminal electrode for four seconds. Repeat Twice.



■ Mounting Conditions

Our products are suitable for most automated SMT processes. However, we strongly advise all our customers to conduct SMT sampling prior to mass production in order to make sure production processes will not affect the properties and specifications of our product. Seal welding and mounting procedures involving the use of ultra-sonic processes are not recommended and will affect and/or damage the internal properties of our product. Excessive shock during the mounting process will also affect the product and we strongly recommend setting SMT conditions to minimize such conditions. If a possibility of the PCB being warped exists we strongly advise to ensure the degree of warping will not affect the product. Please also ensure the operating characteristics and or soldering conditions are all within the specifications of use for our product.

Ultimately the worst case scenario of all the above will lead to cases of non-oscillation but

HARMONY ELECTRONICS CORPRATION

KAOHSIUNG

TAIPEI

THAILAND

SHENZHEN

SUZHOU

TEL: 886-2-26588883

Email: contactus@hele.com.tw



other negative effects are also likely should our products be used in an inappropriate way. Please note such cases of misuse and its related quality issues are not included in our product warranty.

■ **Cleansing Conditions**

General cleaning solutions may be used to clean our products but we always recommend testing to be performed prior to mass production processes. Ultrasonic cleaning procedures are not recommended and we strongly advise other forms of cleansing to be evaluated first. Unsuitable cleansing may lead to a number of negative effects such as damage to the product surface, discoloration of the product, corrosion of the package, package contamination, illegible marking, etc. Please note cases of unadvised treatment and its related quality issues are not included in our product warranty.

■ **Storage Conditions**

Please ensure our products are preserved appropriately in their original packaging. Irregular environmental instances of moisture will affect our product’s stability and may cause problems such as frequency instability, soldering ability and conditions, package defects, and other problems. It is essential to keep our products in a clean dust-free environment out of direct sunlight.

Our products’ storage conditions should at least meet the following condition:

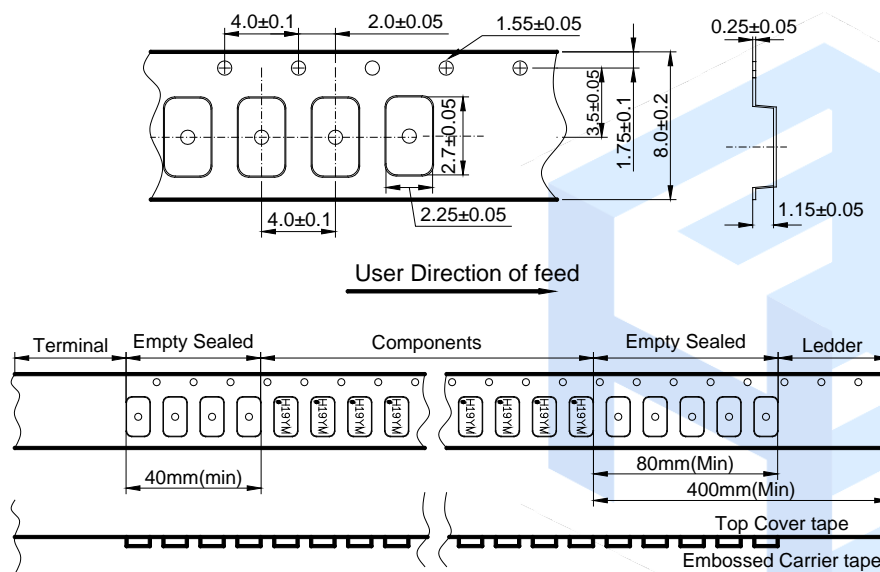
Environmental Temperature: + 40 degrees Celsius Maximum

Relative Humidity: 80% Maximum

Please note storage instances which do not conform to our guidelines and the related quality issues produced as an outcome are not included in our product warranty.

6. EMBOSS CARRIER TAPE AND REEL

■ **Carrier Tape**



HARMONY ELECTRONICS CORPRATION

KAOSIUNG

TAIPEI

THAILAND

SHENZHEN

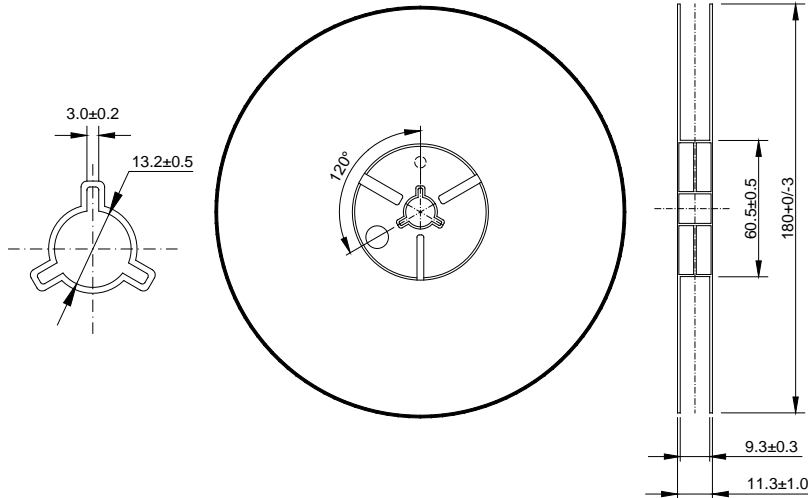
SUZHOU

TEL: 886-2-26588883

Email: contactus@hele.com.tw



■ Reel



Standard Packing Quantity: 3,000PCS / REEL

■ Material of The Tape

Tape	Material
Carrier tape	PS Conductive
Top tape	PET

■ Joint of tape

The carrier-tape and top cover-tape should not be jointed.

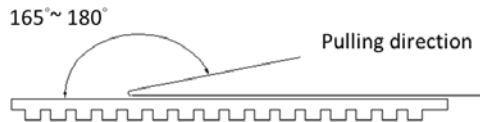
■ Release strength of cover tape

The force should be controlled between 0.1N to 0.7N under following condition.

Pulling direction: 165° to 180°

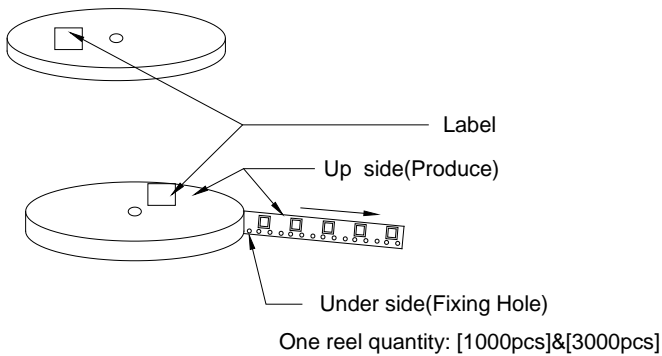
Speed: 300mm/min.

Otherwise unless specified.



Other standards shall be based on JIS C 0806-1990.

7. PACKAGE



HARMONY ELECTRONICS CORPRATION

KAOHSIUNG

TAIPEI

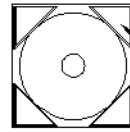
THAILAND

SHENZHEN

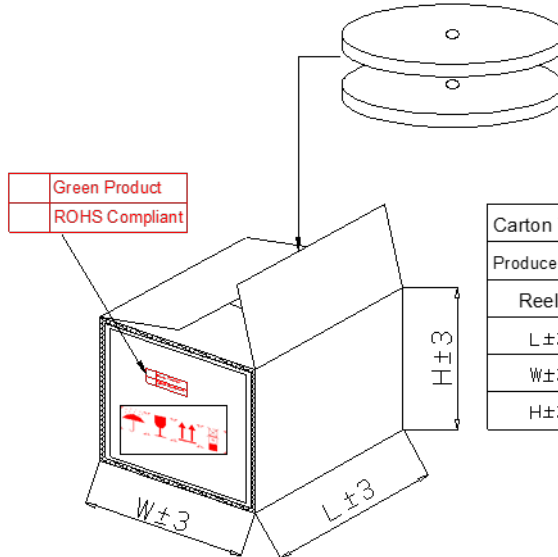
SUZHOU

TEL: 886-2-26588883

Email: contactus@hele.com.tw



use 4 trigon pilla

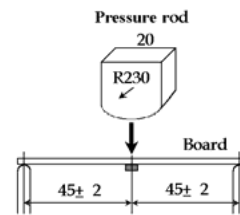


Carton Type	A	B	C	D
Produce Type	840/751	630/531/421	321/221/211/111	OTHER
Reel	15	15	15	1~7
L±3	200	200	200	195
W±3	200	200	200	195
H±3	230/260	230	230	150

- ①Top and bottom with 2.3cm thickness foam-rubber cushion for protection.
- ②Carton's Q'TY:1~15 pcs.
- ③Carton Type=A,B,C use 4 trigon pillar to fasten the Reel.
- ④Need to add 3 pages dry agent in each outer box.

8. MECHANICAL PERFORMANCE

Item		Test Methods	Specifications Code
1	Shock	Dropping from 120 cm height 3 times on 30 mm Concrete floor. Refer to: JIS C 60068-2-6	A
2	Vibration	Frequency 10-55Hz, Sine Wave full amplitude of 0.8mm to X, Y and Z 3 axes, 2 cycles and duration of 2 hours to each direction. Refer to: MIL-HDBK-781A 6.5.2/ JIS C 60068-2-6	A
3	Leakage Test	Leak Rate 1.0×10^{-9} Pa·m ³ /sec. Max. Measured by Helium leak detector.	---
4	Solder ability	After applying ROSIN Flux, dipping in solder bath at 245deg.C ± 5 deg.C for 3 ± 0.5 sec. Refer to: JIS C 60068-2-20	B
5	Bending Strength	Mount a sample on board. Apply Pressure to the center of board until it is bent to 3 mm and hold for 5 ± 1 sec. Pressure speed: 0.5 mm/sec. Refer to: EIAJ ET-7403	A



HARMONY ELECTRONICS CORPRATION

KAOHSIUNG

TAIPEI

THAILAND

SHENZHEN

SUZHOU

TEL: 886-2-26588883

Email: contactus@hele.com.tw



6	Adhesion	Mount a sample on the circuit board. Apply pressure vertically to the side of specimen attached to the circuit board with the pressure jig. Pressure: 5N for 10±1 sec. Refer to: EIAJ ET-7403		A
7	Body strength	Apply pressure to the center of body with the R0.5 pressure jig. pressure :10N for 10±1sec Refer to: EIAJ ET-7403		A

9. ENVIRONMENT PERFORMANCE

Item	Test Methods	Specifications Code
1	Resistance of Soldering Heat 	A
2	Humidity Temperature 60°C±2°C, RH 90~95%, duration of 240 hours. Back to room temperature first, then check the component after 1~2 hours. Refer to: JIS C 60068-2-3	A
3	Storage in Low Temperature -40deg.C ±2deg.C, duration of 240 hours. Back to the room temperature first, then check the component after 1~2 hours. Refer to: JIS C 60068-2-1	A
4	Storage in High Temperature +85deg.C ±2deg.C, duration of 240 hours. Back to the room temperature first, then check the component after 1~2 hours. Refer to: JIS C 60068-2-2	A
5	Temperature cycles -40deg.C ±2deg.C (30min) ↔ +85deg.C ±2deg.C (30min) 25 cycles. And Temperature Increasing/reducing time < 3mins. Back to the room temperature first, then check the component after 1~2 hours. Refer to: JIS C 0025	A

Specifications code	Specifications
A	Frequency variation shall be within ±5ppm and equivalent resistance shall be within ±15% or 2Ω
B	More than 90% of lead shall be covered by new solder.

HARMONY ELECTRONICS CORPRATION

KAOSIUNG

TAIPEI

THAILAND

SHENZHEN

SUZHOU

TEL: 886-2-26588883

Email: contactus@hele.com.tw

FACTORY LOCATION

HEAD OFFICE/TAIWAN FACTORY

No.39, Huadong Rd., Daliao Dist., Dafa Industrial Park,
Kaohsiung City 831, Taiwan (ROC).

CHINA FACTORY

Ju Yuan Industrial Park, Qiao Tang Road, Tang Wei
Community, Fuyong, Baoan District, Shen Zhen City,
China (Post Code:518103)

THAILAND FACTORY

66moo 5, Kaongu-beokprai Rd., t.beokprai, A. Banpong,
Ratchaburi Province 70110, Thailand.

SERVICE CENTER

TAIPEI OFFICE

2F., NO.409, SEC.2, TIDING BLVD., NEIHU DISTRICT,
TAIPEI CITY 114, TAIWAN
TEL: 886-2-26588883
FAX: 886-2-26588683

CONTACT INFORMATION

E-MAIL: contactus@hele.com.tw

